

# Incident Management Monthly Report




Report Template Version 1.2

**Created On:** 06/04/2014 15:41:02  
**Center:** District 1  
**Filter Parameters Selected:** [From Date Time]: 05/14/2014 00:00

**Period:** May  
**Event(s) Found:** 3,601  
**Event ID Range:** 186,893 to 191,339

## Incidents by County, Roadway, Direction, and Traffic Impact Level

County	Roadway	Direction	Incidents Count By Impact Level	
			1	3
Broward	I-75	NB	1	0
		SB	3	0
		<b>Roadway Sub-Total</b>	<b>4</b>	<b>0</b>
	<b>County Sub-Total</b>		<b>4</b>	<b>0</b>
Charlotte	I-75	NB	216	0
		SB	214	0
		<b>Roadway Sub-Total</b>	<b>430</b>	<b>0</b>
	US-41	NB	3	0
		SB	1	1
		<b>Roadway Sub-Total</b>	<b>4</b>	<b>1</b>
<b>County Sub-Total</b>		<b>434</b>	<b>1</b>	
Collier	I-75	NB	482	5
		SB	484	4
		<b>Roadway Sub-Total</b>	<b>966</b>	<b>9</b>
	US-41	NB	21	0
		SB	2	0
		<b>Roadway Sub-Total</b>	<b>23</b>	<b>0</b>
<b>County Sub-Total</b>		<b>989</b>	<b>9</b>	
Lee	I-75	NB	481	1
		SB	406	0




# Incident Management Monthly Report



Report Template Version 1.2

**Created On:** 06/04/2014 15:41:02  
**Center:** District 1  
**Filter Parameters Selected:** [From Date Time]: 05/14/2014 00:00

			1	3
<b>Lee</b>	I-75	<b>Roadway Sub-Total</b>	<b>887</b>	<b>1</b>
	US-41	NB	60	0
		SB	21	0
		<b>Roadway Sub-Total</b>	<b>81</b>	<b>0</b>
<b>County Sub-Total</b>			<b>968</b>	<b>1</b>
<b>Manatee</b>	I-75	NB	200	1
		SB	190	1
		<b>Roadway Sub-Total</b>	<b>390</b>	<b>2</b>
	US-41	NB	107	0
		SB	15	0
		<b>Roadway Sub-Total</b>	<b>122</b>	<b>0</b>
<b>County Sub-Total</b>			<b>512</b>	<b>2</b>
<b>Sarasota</b>	I-75	NB	280	2
		SB	269	0
		<b>Roadway Sub-Total</b>	<b>549</b>	<b>2</b>
	US-41	NB	74	0
		SB	17	0
		<b>Roadway Sub-Total</b>	<b>91</b>	<b>0</b>
<b>County Sub-Total</b>			<b>640</b>	<b>2</b>
<b>Total</b>			<b>3547</b>	<b>15</b>



# Incident Management Monthly Report




Report Template Version 1.2

**Created On:** 06/04/2014 15:41:02  
**Center:** District 1  
**Filter Parameters Selected:** [From Date Time]: 05/14/2014 00:00

## Incidents by County, Notifying Agency

County	Notifying Agency	Incidents
		Total
Broward	Road Ranger District 1	4
	<b>Notifying Agency Sub-Total</b>	<b>4</b>
Charlotte	Asset Management-DBI	1
	FHP Troop F	78
	Road Ranger District 1	254
	TMC-District 1	101
	Traffic.com/ 511 feedback	1
	<b>Notifying Agency Sub-Total</b>	<b>435</b>
Collier	Asset Management-DBI	1
	County and Local Law Enforcement	4
	FHP Troop F	236
	Road Ranger District 1	449
	Safety Barrier System	2
	Sheriff's office Collier County	7
	TMC-District 1	299
	<b>Notifying Agency Sub-Total</b>	<b>998</b>
Lee	Construction Agencies	2
	County and Local Law Enforcement	2
	FDOT1	2
	FHP Troop F	253
	Road Ranger District 1	344
	Sheriff's office Lee County	11
	TMC-District 1	352



# Incident Management Monthly Report

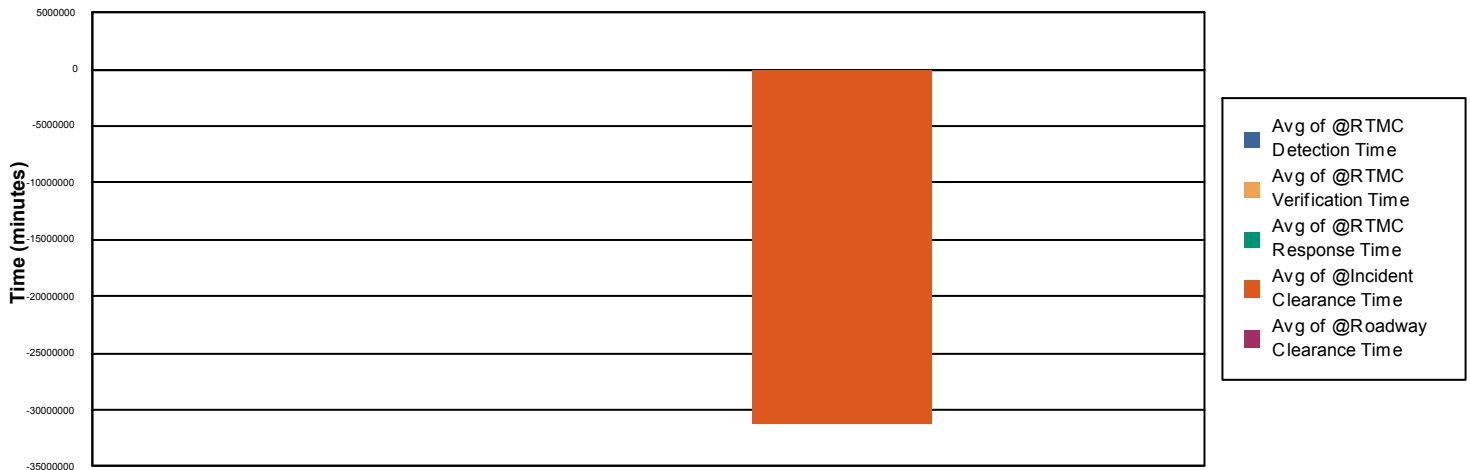



Report Template Version 1.2

Created On: 06/04/2014 15:41:02  
 Center: District 1  
 Filter Parameters Selected: [From Date Time]: 05/14/2014 00:00

		Total
Lee	TSS	3
	<b>Notifying Agency Sub-Total</b>	<b>969</b>
Manatee	FHP Troop F	287
	Road Ranger District 1	225
	TMC-District 1	2
	<b>Notifying Agency Sub-Total</b>	<b>514</b>
Sarasota	FHP Troop F	338
	Road Ranger District 1	294
	RR Supervisor	2
	TMC-District 1	8
	<b>Notifying Agency Sub-Total</b>	<b>642</b>
<b>Total</b>		<b>3562</b>

## Incident Duration - Average Times





# Incident Management Monthly Report



Report Template Version 1.2

---

**Created On:** 06/04/2014 15:41:02  
**Center:** District 1  
**Filter Parameters Selected:** [From Date Time]: 05/14/2014 00:00

---


**Total Number of Secondary Incidents:** 3601

---

**Average Road Ranger Dispatch Time Period (min):** 4

---

**Average Road Ranger Response Time Period (min):** 6



# Incident Management Monthly Report




Report Template Version 1.2

**Created On:** 06/04/2014 15:41:02  
**Center:** District 1  
**Filter Parameters Selected:** [From Date Time]: 05/14/2014 00:00

## Road Ranger Activities

Activity	Total Activities
Abandoned	133
Activity	15
Assist FHP	59
Debris	570
Deploy Cones	1
Diesel	14
Directions	14
Dispatch Not Found	191
Flat Tire	309
Flood lamp	1
Gas	189
Jump	45
Minor Repair	93
Miscellaneous	1
MOT non-specific	429
No Assistance	296
Other	133
Push	14
Tow	23
Transport	7
Unsuccessful repair	4
Void	17
Water	94



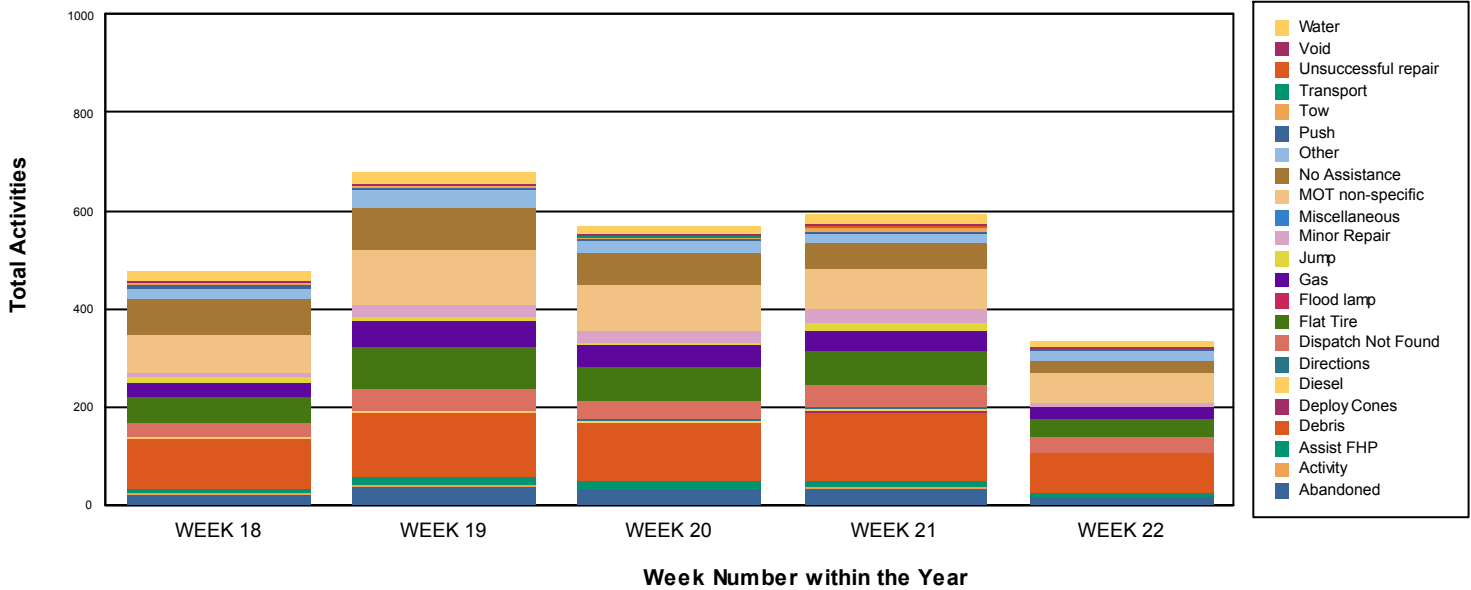
# Incident Management Monthly Report



Report Template Version 1.2


Created On: 06/04/2014 15:41:02  
 Center: District 1  
 Filter Parameters Selected: [From Date Time]: 05/14/2014 00:00

## Road Ranger Activities (Weekly Trends)



## Events that Road Rangers responded to By Beat Number

Beat Number	Events Responded To
RR103Sat	37
RR103Sun	33
RR103WD	176
RR104Sat	23
RR104Sun	33
RR104WD	236
RR106WD	259
RR106WE	71
RR107WD	279
RR108WD	241



# Incident Management Monthly Report



Report Template Version 1.2

**Created On:** 06/04/2014 15:41:02  
**Center:** District 1  
**Filter Parameters Selected:** [From Date Time]: 05/14/2014 00:00

	Events Responded To
RR109WD	209
RR109WE	39
RR110WD	269
RR111WD	191
RR111WE	94
RR113WD	295
RR113WE	110
<b>Total Events Responded to</b>	<b>2,583</b>

\*An event can be responded to by Road Rangers from multiple beats which would cause the sum of the Events Responded to from individual beats to be greater than the Total Events Responded to.